

MACSIM

ROOFING & CLADDING TO METAL

Roof Sheetting



Cyclonic



Cladding



Fiber glass



Multipurpose



SELF DRILLING SCREWS

SELF DRILLING SCREWS

SELF DRILLING SCREWS

POS  
Guide 2019/2020

MACSIM®

## ABOUT Macsim® POS

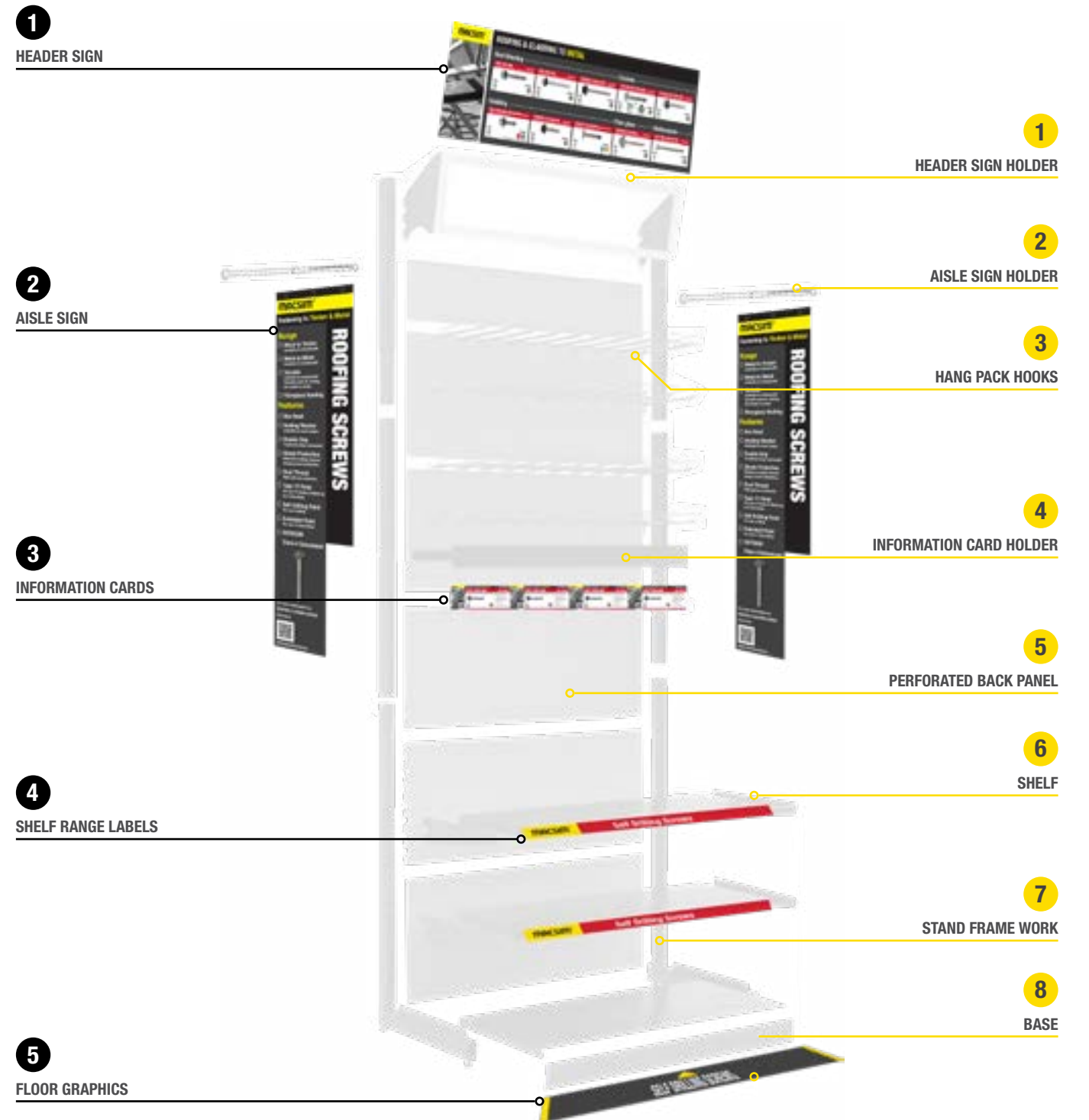
Macsim® POS offers a unique and complete solution designed for product exposition in building wholesale and retail stores.

The POS system is based on easily configurable rack components enhanced with expansive information elements and additional decorations.

The system allows the creation of an exposition of almost any size, modular design of packaging ensures compatibility of the elements while changing the exposition, as well as provides unified and enhanced appearance. All this increases product attractiveness and boost up the perception of the brand.

### ● POS Components

### STAND Components ●



1

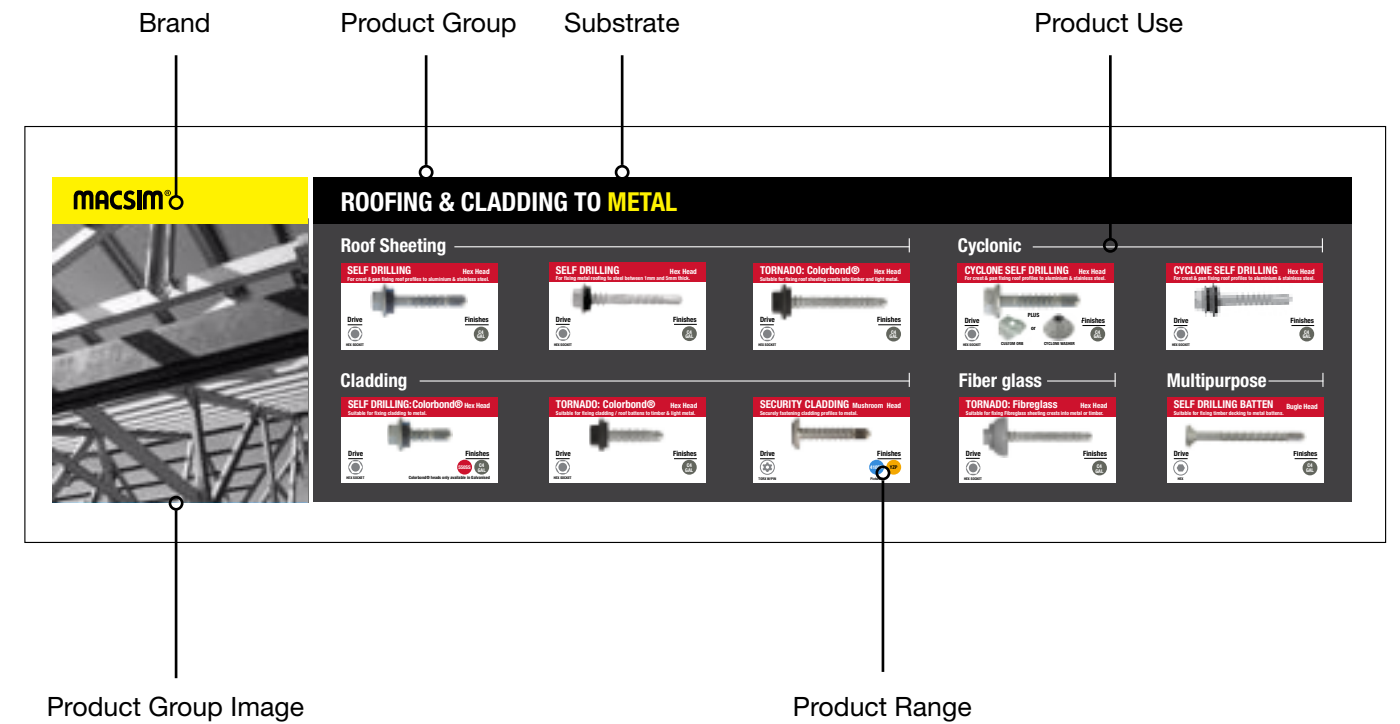
HEADER SIGN



1

## HEADER Sign

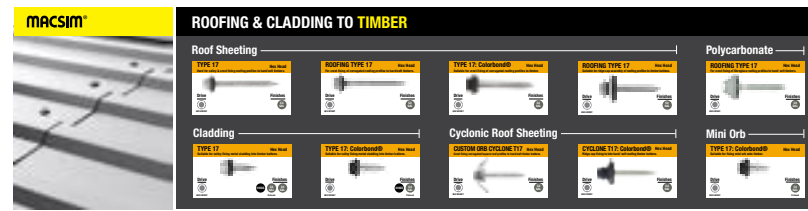
Defines in a clear and legible way the group of products placed on the shelf.  
All graphics are done in colours assigned to individual product ranges.



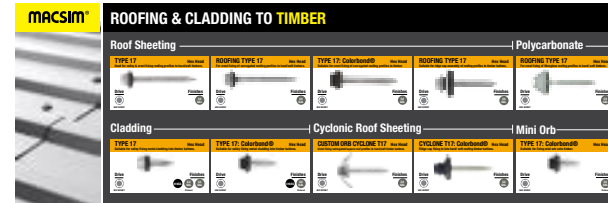


ROOFING & CLADDING TO TIMBER

Header Screw Sign  
1200mm x 300mm  
Code: 99MS1200300RT

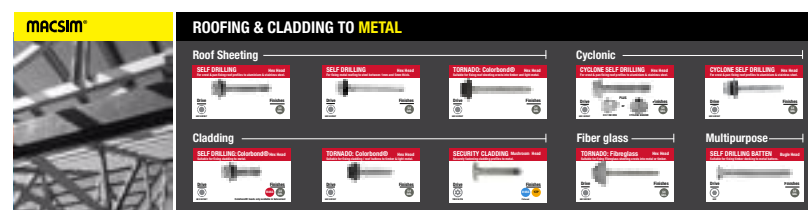


Header Screw Sign  
900mm x 300mm  
Code: 99MS900300RT

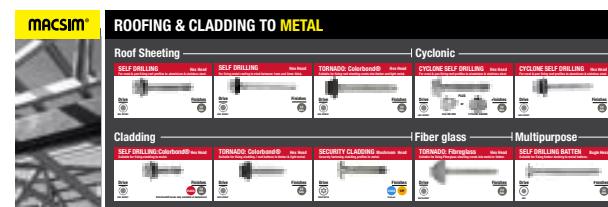


ROOFING & CLADDING TO METAL

Header Screw Sign  
1200mm x 300mm  
Code: 99MS1200300RM

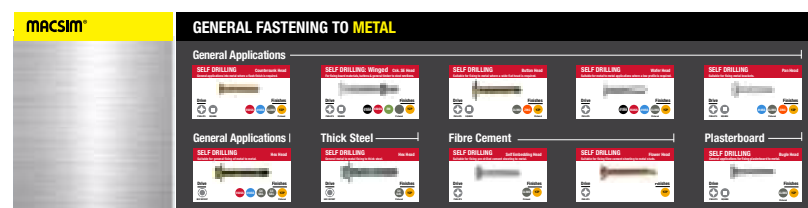


Header Screw Sign  
900mm x 300mm  
Code: 99MS900300RM

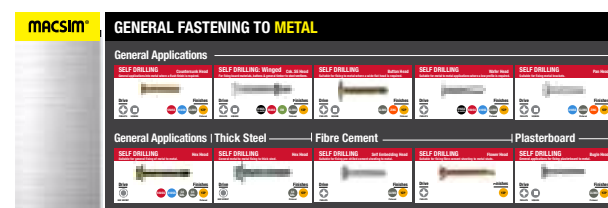


GENERAL FASTENING TO METAL

Header Screw Sign  
1200mm x 300mm  
Code: 99MS1200300FM

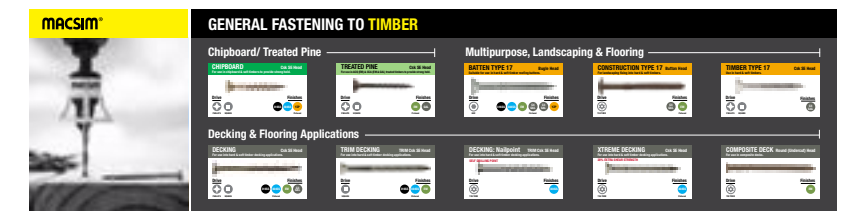


Header Screw Sign  
900mm x 300mm  
Code: 99MS900300FM

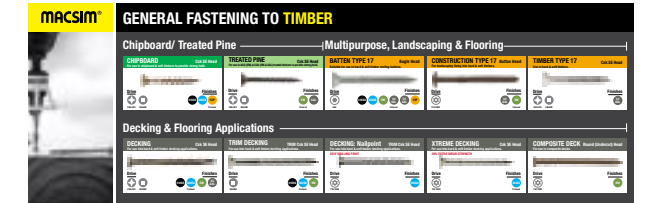


GENERAL FASTENING TO TIMBER

Header Screw Sign  
1200mm x 300mm  
Code: 99MS1200300FT1

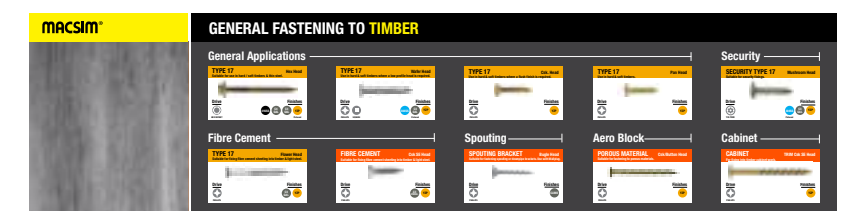


Header Screw Sign  
900mm x 300mm  
Code: 99MS900300FT1

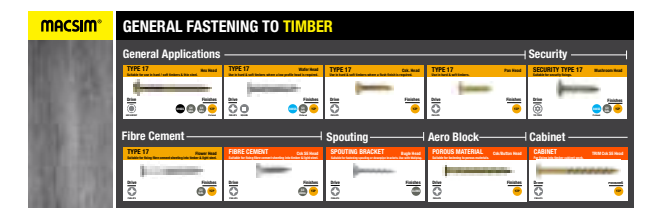


GENERAL FASTENING TO TIMBER

Header Screw Sign  
1200mm x 300mm  
Code: 99MS1200300FT2

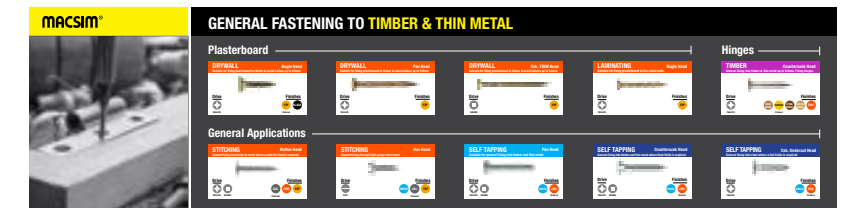


Header Screw Sign  
900mm x 300mm  
Code: 99MS900300FT2

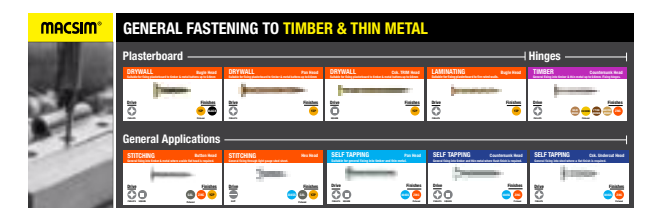


GENERAL FASTENING TO TIMBER & THIN METAL

Header Screw Sign  
1200mm x 300mm  
Code: 99MS1200300FTM



Header Screw Sign  
900mm x 300mm  
Code: 99MS900300FTM



2 AISLE SIGN



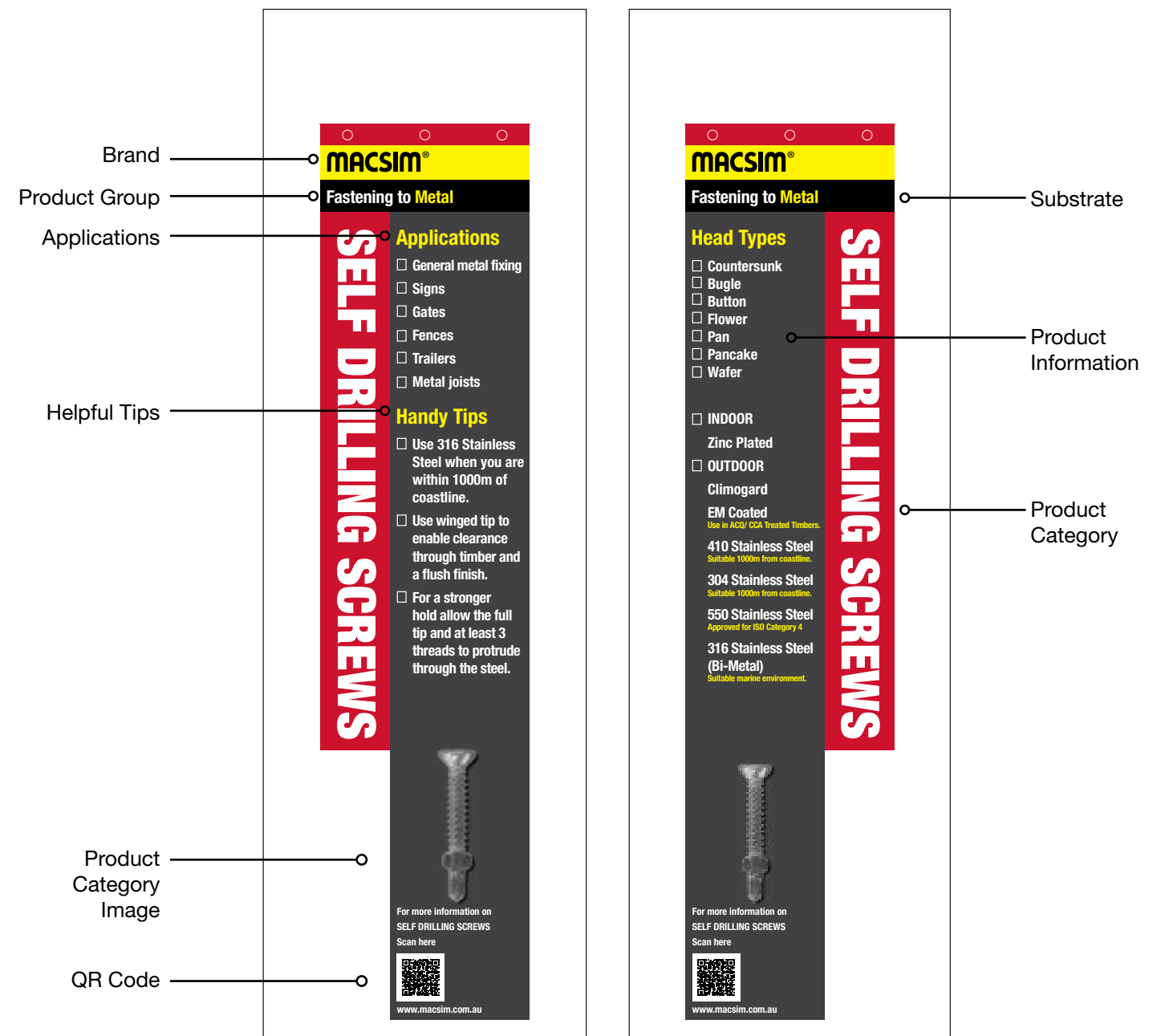
2

AISLE Sign

Colour coded by product category.

Made of 3mm corflute material featuring entire product ranges within the categories to make finding specific product in-stores easier for the end user.

- Includes features and benefits of product range.
- Link to website for more information via QR Barcode.



SELF TAPPING Screws

600mm x 150mm  
Code: 99MSA-ST5

**MACSIM®**  
Fastening to Timber & Metal

**SELF TAPPING SCREWS**

**Applications**


- Sheet Metal
- Sheds
- Brackets
- Hinges

**Handy Tips**

- Predrill pilot hole when working with harder material.

GAUGE	DHILL SIZE
10	2.0 mm
11	2.5 mm
12	3.0 mm
13	3.5 mm
14	4.0 mm
15	4.5 mm

Not recommended for use with impact driver.



For more information on SELF TAPPING SCREWS  
Scan here

www.macsim.com.au

**MACSIM®**  
Fastening to Timber & Metal

**SELF TAPPING SCREWS**

**Features**

- Pan Head
- Countersunk Head
- Phillips Drive
- Square Drive
- Needle Point
- Zinc Plated
- OUTDOOR
- 304 Stainless Steel
- 316 Stainless Steel

For more information on SELF TAPPING SCREWS  
Scan here

www.macsim.com.au

TIMBER Screws

600mm x 150mm  
Code: 99MSA-TS

**MACSIM®**  
Fastening to Timber & Metal


**TIMBER SCREWS**

**Applications**

- Hinges
- Brackets
- Hard/Soft Timbers
- Thin Metal Up to 0.6mm thick

**Handy Tips**

- Predrill pilot hole to ensure screw goes in straight and into track in hinge/bracket. For timber, ensure you minimum 10g x 30mm.
- Recommended driver speed: up to 1500rpm.



For more information on TIMBER SCREWS  
Scan here

www.macsim.com.au

**MACSIM®**  
Fastening to Timber & Metal

**TIMBER SCREWS**

**Features**

- Countersunk Head
- Phillips Drive
- Longthread
- Needle Point
- INDOOR
- Zinc Plated
- Electro Brass
- Florentine Bronze
- Chrome
- Solid Brass

For more information on TIMBER SCREWS  
Scan here

www.macsim.com.au

DRYWALL Screws

600mm x 150mm  
Code: 99MSA-DS

**MACSIM®**  
Fastening to Timber & Metal

**DRYWALL SCREWS**

**Applications**

- Plasterboard
- Fibre Cement
- Hard/Soft Timbers
- Thin Metal Up to 0.6mm thick

**Handy Tips**

- Slightly recess head of screw for a flush finish once plaster is applied.
- Ensure fixing points are 10-16mm from the edge.
- Recommended driver speed: up to 1500rpm.



For more information on DRYWALL SCREWS  
Scan here

www.macsim.com.au

**MACSIM®**  
Fastening to Timber & Metal

**DRYWALL SCREWS**

**Features**

- Bugle
- Countersunk
- Phillips Drive
- Fully Threaded
- Fine Thread
- Coarse Thread
- Needle Point
- INDOOR
- Black
- Yellow Zinc Plated
- OUTDOOR
- Galvanised

For more information on DRYWALL SCREWS  
Scan here

www.macsim.com.au

DECKING Screws

600mm x 150mm  
Code: 99MSA-DES

**MACSIM®**  
Fastening to Timber

**DECKING SCREWS**

**Applications**

- Fixing decking boards to timber joists.

**Handy Tips**

- 50mm Length For handrail joist.
- 65mm Length For treated joist.
- Soaping the Screws before drilling into hardwood for smoother installation.
- Recommended driver speed: up to 1000rpm.
- Use portable laser/string line to ensure screws are in a straight line.
- Pre-drill with CLEVER TOOL to prevent timber splitting & for a professional looking finish.



For more information on DECKING TYPE 17 SCREWS  
Scan here

www.macsim.com.au

**MACSIM®**  
Fastening to Timber

**DECKING SCREWS**

**Features**

- Countersunk Ribbed Self Embedding Head
- TRIM Ribbed Self Embedding Head
- Square Drive
- Torx Drive
- Coarse Thread
- Part Thread
- Knurling
- Square Cut Thread
- OUTDOOR
- Class 3 Galvanised
- EM Coated
- 304 Stainless Steel
- 316 Stainless Steel

For more information on DECKING TYPE 17 SCREWS  
Scan here

www.macsim.com.au

TYPE 17 Screws

600mm x 150mm  
Code: 99MSA-T17S

**MACSIM®**  
Fastening to Timber

**MULTIPURPOSE TIMBER SCREWS**

**Applications**

- General purpose for fixing into hard/soft timbers
- Furniture
- Flooring
- Signs

**Handy Tips**

- Recommended driver speed of up to 1500rpm.
- Soaping the Screws before drilling into hardwood for smoother installation.
- Pre-drill recommended when drilling into hardwood.



For more information on MULTIPURPOSE T17 SCREWS  
Scan here

www.macsim.com.au

**MACSIM®**  
Fastening to Timber

**MULTIPURPOSE TIMBER SCREWS**

**Head Types**

- Countersunk Self Embedding
- Flower
- Pan
- Wafer
- Mushroom
- Course thread
- Type 17 cutting point
- INDOOR
- Yellow Zinc Plated
- OUTDOOR
- Class 3 Galvanised
- EM Coated
- 304 Stainless Steel
- 316 Stainless Steel

For more information on MULTIPURPOSE T17 SCREWS  
Scan here

www.macsim.com.au

ROOFING Screws

600mm x 150mm  
Code: 99MSA-RS

**MACSIM®**  
Fastening to Timber & Metal


**ROOFING SCREWS**

**Applications**

- Corrugated roof sheeting
- Cladding
- Cyclonic roof sheeting
- Polycarbonate roof sheeting
- Fibreglass roof sheeting
- Security roof sheeting

**Handy Tips**

- Keep constant drilling pressure when drilling the screw through corrugated sheet until the screw heads head into the base material to ensure the composite seat isn't distorted.



For more information on ROOFING CLADDING SCREWS  
Scan here

www.macsim.com.au

**MACSIM®**  
Fastening to Timber & Metal

**ROOFING SCREWS**

**Range**

- Metal to Timber
- Metal to Metal
- Tornado
- Fibreglass Roofing

**Features**

- Hex Head
- Sealing Washer
- Double Grip
- Shank Protection
- Dual Thread
- Type 17 Point
- Self Drilling Point
- Extended Point
- OUTDOOR
- Class 4 Galvanised

For more information on ROOFING CLADDING SCREWS  
Scan here

www.macsim.com.au

CHIPBOARD Screws

600mm x 150mm  
Code: 99MSA-CS

**MACSIM®**  
Fastening to Timber


**CHIPBOARD SCREWS**

**Applications**

- Cabinets
- Furniture
- Hard/Soft Timbers

**Handy Tips**

- Recommended driver speed: up to 1500rpm.



For more information on CHIPBOARD SCREWS  
Scan here

www.macsim.com.au

**MACSIM®**  
Fastening to Timber

**CHIPBOARD SCREWS**

**Features**

- Countersunk Ribbed Self Embedding Head
- Square Drive
- Phillips Drive
- Coarse Thread
- Part Thread
- Needle Point
- INDOOR
- Yellow Zinc Plated
- OUTDOOR
- 304 Stainless Steel
- 316 Stainless Steel

For more information on CHIPBOARD SCREWS  
Scan here

www.macsim.com.au

TREATED PINE Screws

600mm x 150mm  
Code: 99MSA-TPS

**MACSIM®**  
Fastening to Timber

**TREATED PINE SCREWS**


**Applications**

- Joists
- Fences
- Lattice
- Sleepers

**Handy Tips**

- Fixing to Hardwood
- Fixing to Softwood

Recommended driver speed: up to 1500rpm.



For more information on TREATED PINE SCREWS  
Scan here

www.macsim.com.au

**MACSIM®**  
Fastening to Timber

**TREATED PINE SCREWS**

**Features**

- Countersunk Ribbed Self Embedding Head
- Square Drive
- Phillips Drive
- Coarse Thread
- Needle Point
- OUTDOOR
- Galvanised
- EM Coated
- 304 Stainless Steel
- 316 Stainless Steel

For more information on TREATED PINE SCREWS  
Scan here

www.macsim.com.au

BATTEN Screws

600mm x 150mm  
Code: 99MSA-BS

**MACSIM®**  
Fastening to Timber


**BATTEN SCREWS**

**Applications**

- Roofing battens
- Landscaping
- Boardwalks
- Furniture
- Fencing
- Decking

**Handy Tips**

- Use portable laser/string line to ensure screws are in a straight line.
- Recommended driver speed: up to 500rpm.
- Pre-drill with CLEVER TOOL to prevent timber splitting & for a professional looking finish.



For more information on BATTEN TYPE 17 SCREWS  
Scan here

www.macsim.com.au

**MACSIM®**  
Fastening to Timber

**BATTEN SCREWS**

**Features**

- Bugle Ribbed Self Embedding Head
- 4mm & 5mm Internal Hex Drive
- Knurling
- Saw Tooth Thread
- Coarse Thread
- Type 17 Cutting Pt.
- INDOOR
- Yellow Zinc Plated
- OUTDOOR
- Class 3 & 4 Gal
- EM Coated
- 304 Stainless Steel
- 316 Stainless Steel

For more information on BATTEN TYPE 17 SCREWS  
Scan here

www.macsim.com.au

SELF DRILLING Screws

600mm x 150mm  
Code: 99MSA-SDS

**MACSIM®**  
Fastening to Metal


**SELF DRILLING SCREWS**

**Applications**

- General metal fixing
- Signs
- Gates
- Fences
- Trailers
- Metal joists

**Handy Tips**

- Use 316 Stainless Steel when you are within 1000m of coastline.
- Use winged tip to enable clearance through timber and a flush finish.
- For a stronger hold allow the full tip and at least 3 threads to protrude through the steel.



For more information on SELF DRILLING SCREWS  
Scan here

www.macsim.com.au

**MACSIM®**  
Fastening to Metal

**SELF DRILLING SCREWS**

**Head Types**

- Countersunk
- Bugle
- Button
- Flower
- Pan
- Pancake
- Wafer
- INDOOR
- Zinc Plated
- OUTDOOR
- Climogard
- EM Coated
- 410 Stainless Steel
- 304 Stainless Steel
- 550 Stainless Steel
- 316 Stainless Steel

For more information on SELF DRILLING SCREWS  
Scan here

www.macsim.com.au



3

INFORMATION CARDS



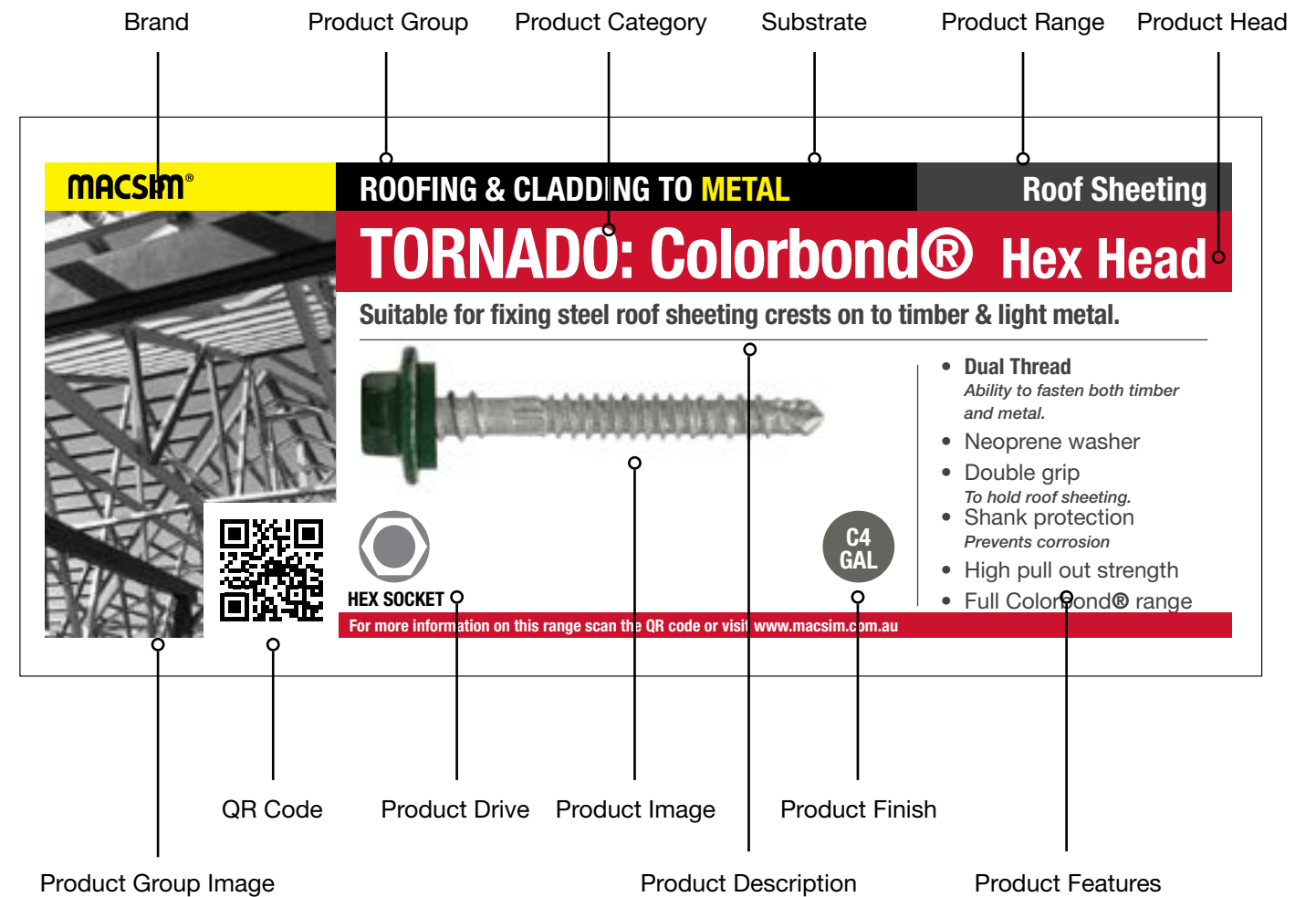
3

### INFORMATION Cards

Product Range Information cards colour coded per product group category from the Header Sign. Can be used above or below D pack range to make it easier for the end user to find the exact screws they need for the job.

**Features:**

- Product Group
- Description
- Head Type
- Finish Type
- Drive Type
- Product Image
- QR Code: Links customer straight to product group on website for more information on the product.

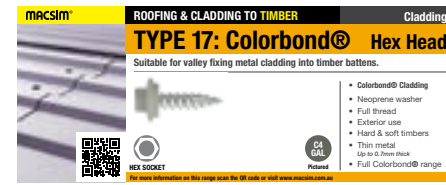


ROOFING & CLADDING TO TIMBER

Information Card Sign  
150mm x 60mm  
Code: 99MC-RT-1



Information Card Sign  
150mm x 60mm  
Code: 99MC-RT-7



Information Card Sign  
150mm x 60mm  
Code: 99MC-RT-2



Information Card Sign  
150mm x 60mm  
Code: 99MC-RT-8



Information Card Sign  
150mm x 60mm  
Code: 99MC-RT-3



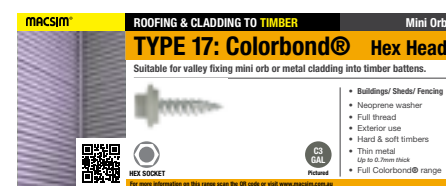
Information Card Sign  
150mm x 60mm  
Code: 99MC-RT-9



Information Card Sign  
150mm x 60mm  
Code: 99MC-RT-4



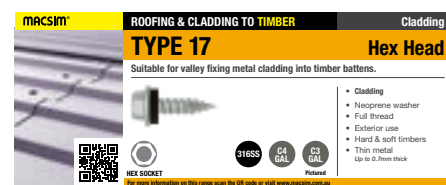
Information Card Sign  
150mm x 60mm  
Code: 99MC-RT-9



Information Card Sign  
150mm x 60mm  
Code: 99MC-RT-5



Information Card Sign  
150mm x 60mm  
Code: 99MC-RT-6



ROOFING & CLADDING TO METAL

Information Card Sign  
150mm x 60mm  
Code: 99MC-RM-1



Information Card Sign  
150mm x 60mm  
Code: 99MC-RM-7



Information Card Sign  
150mm x 60mm  
Code: 99MC-RM-2



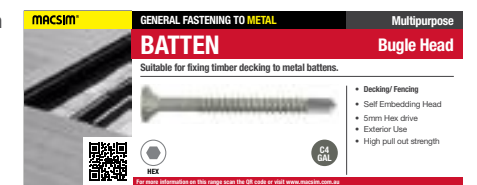
Information Card Sign  
150mm x 60mm  
Code: 99MC-RM-8



Information Card Sign  
150mm x 60mm  
Code: 99MC-RM-3



Information Card Sign  
150mm x 60mm  
Code: 99MC-RM-9



Information Card Sign  
150mm x 60mm  
Code: 99MC-RM-4



Information Card Sign  
150mm x 60mm  
Code: 99MC-RM-5



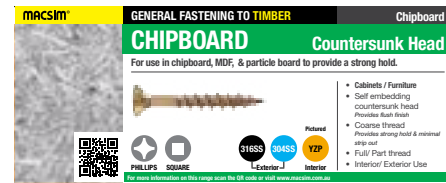
Information Card Sign  
150mm x 60mm  
Code: 99MC-RM-6



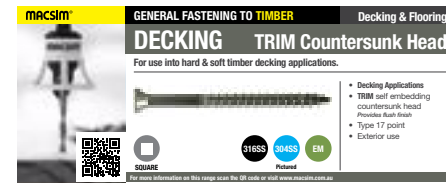


GENERAL FASTENING TO TIMBER

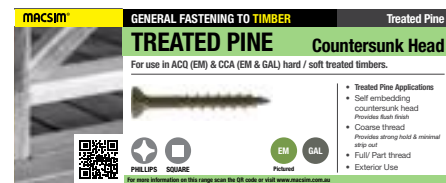
Information Card Sign  
150mm x 60mm  
Code: 99MC-FT-1



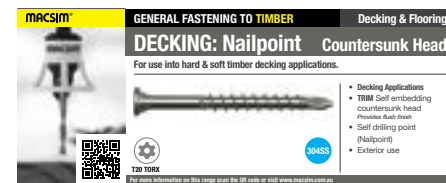
Information Card Sign  
150mm x 60mm  
Code: 99MC-FT-7



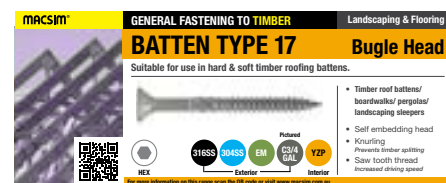
Information Card Sign  
150mm x 60mm  
Code: 99MC-FT-2



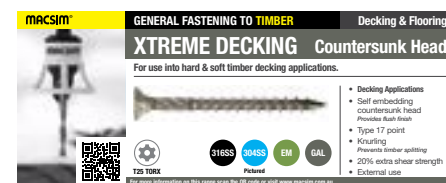
Information Card Sign  
150mm x 60mm  
Code: 99MC-FT-8



Information Card Sign  
150mm x 60mm  
Code: 99MC-FT-3



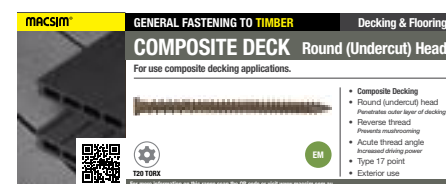
Information Card Sign  
150mm x 60mm  
Code: 99MC-FT-9



Information Card Sign  
150mm x 60mm  
Code: 99MC-FT-4



Information Card Sign  
150mm x 60mm  
Code: 99MC-FT-10



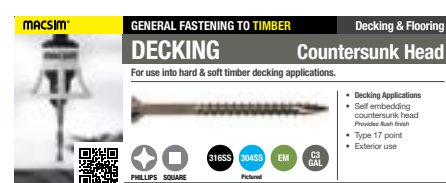
Information Card Sign  
150mm x 60mm  
Code: 99MC-FT-5



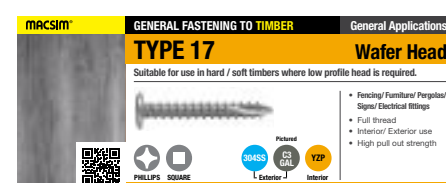
Information Card Sign  
150mm x 60mm  
Code: 99MC-FT-11



Information Card Sign  
150mm x 60mm  
Code: 99MC-FT-6

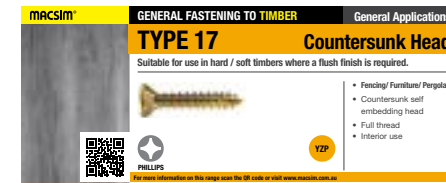


Information Card Sign  
150mm x 60mm  
Code: 99MC-FT-12



GENERAL FASTENING TO TIMBER

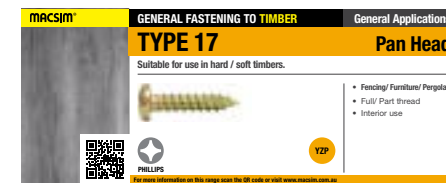
Information Card Sign  
150mm x 60mm  
Code: 99MC-FT-13




Information Card Sign  
150mm x 60mm  
Code: 99MC-FT-19



Information Card Sign  
150mm x 60mm  
Code: 99MC-FT-14



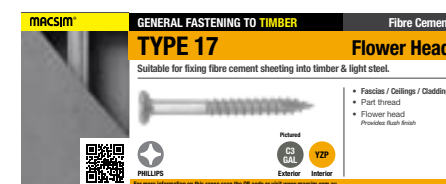
Information Card Sign  
150mm x 60mm  
Code: 99MC-FT-20



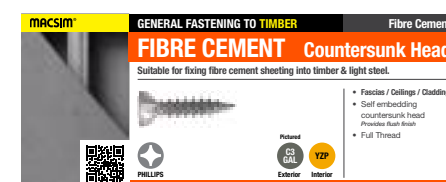
Information Card Sign  
150mm x 60mm  
Code: 99MC-FT-15



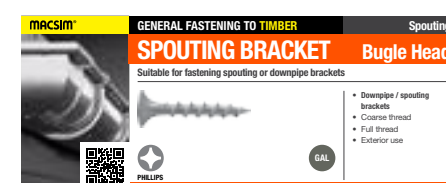
Information Card Sign  
150mm x 60mm  
Code: 99MC-FT-16



Information Card Sign  
150mm x 60mm  
Code: 99MC-FT-17

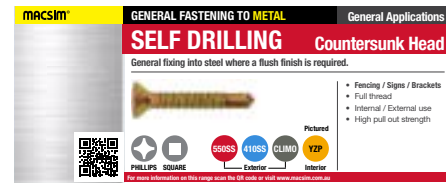


Information Card Sign  
150mm x 60mm  
Code: 99MC-FT-18



GENERAL FASTENING TO METAL

Information Card Sign  
150mm x 60mm  
Code: 99MC-FM-1



Information Card Sign  
150mm x 60mm  
Code: 99MC-FM-7



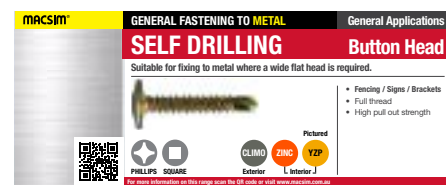
Information Card Sign  
150mm x 60mm  
Code: 99MC-FM-2



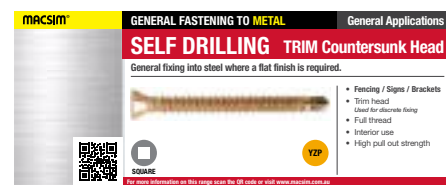
Information Card Sign  
150mm x 60mm  
Code: 99MC-FM-8



Information Card Sign  
150mm x 60mm  
Code: 99MC-FM-3



Information Card Sign  
150mm x 60mm  
Code: 99MC-FM-9




Information Card Sign  
150mm x 60mm  
Code: 99MC-FM-4



Information Card Sign  
150mm x 60mm  
Code: 99MC-FM-10



Information Card Sign  
150mm x 60mm  
Code: 99MC-FM-5



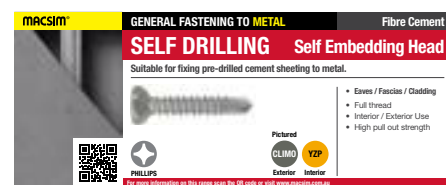
Information Card Sign  
150mm x 60mm  
Code: 99MC-FM-11



Information Card Sign  
150mm x 60mm  
Code: 99MC-FM-6

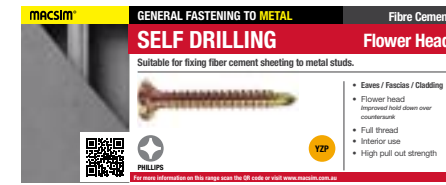


Information Card Sign  
150mm x 60mm  
Code: 99MC-FM-12

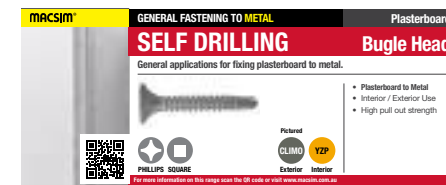


GENERAL FASTENING TO METAL

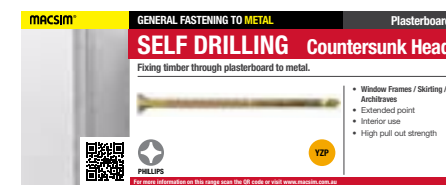
Information Card Sign  
150mm x 60mm  
Code: 99MC-FM-13



Information Card Sign  
150mm x 60mm  
Code: 99MC-FM-14



Information Card Sign  
150mm x 60mm  
Code: 99MC-FM-15



GENERAL FASTENING TO TIMBER & THIN METAL

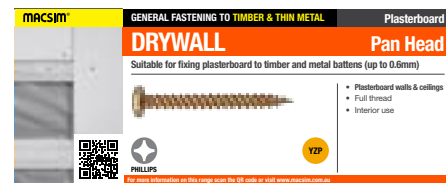
Information Card Sign  
150mm x 60mm  
Code: 99MC-FTM-1



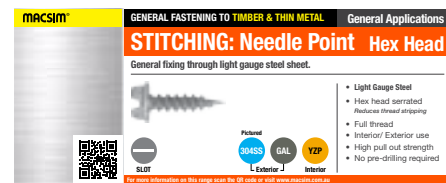
Information Card Sign  
150mm x 60mm  
Code: 99MC-FTM-7



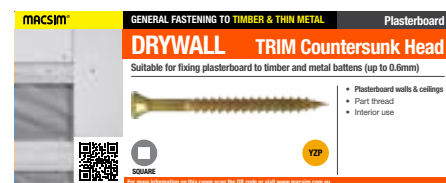
Information Card Sign  
150mm x 60mm  
Code: 99MC-FTM-2



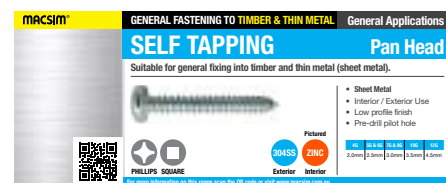
Information Card Sign  
150mm x 60mm  
Code: 99MC-FTM-8



Information Card Sign  
150mm x 60mm  
Code: 99MC-FTM-3



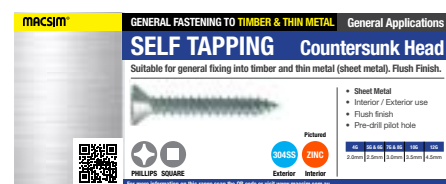
Information Card Sign  
150mm x 60mm  
Code: 99MC-FTM-9



Information Card Sign  
150mm x 60mm  
Code: 99MC-FTM-4



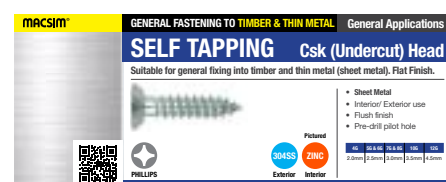
Information Card Sign  
150mm x 60mm  
Code: 99MC-FTM-10



Information Card Sign  
150mm x 60mm  
Code: 99MC-FTM-5



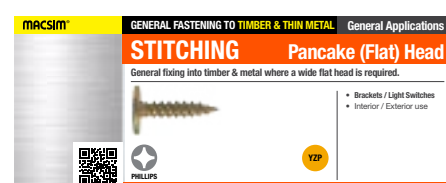
Information Card Sign  
150mm x 60mm  
Code: 99MC-FTM-11



Information Card Sign  
150mm x 60mm  
Code: 99MC-FTM-6



Information Card Sign  
150mm x 60mm  
Code: 99MC-FTM-12







4

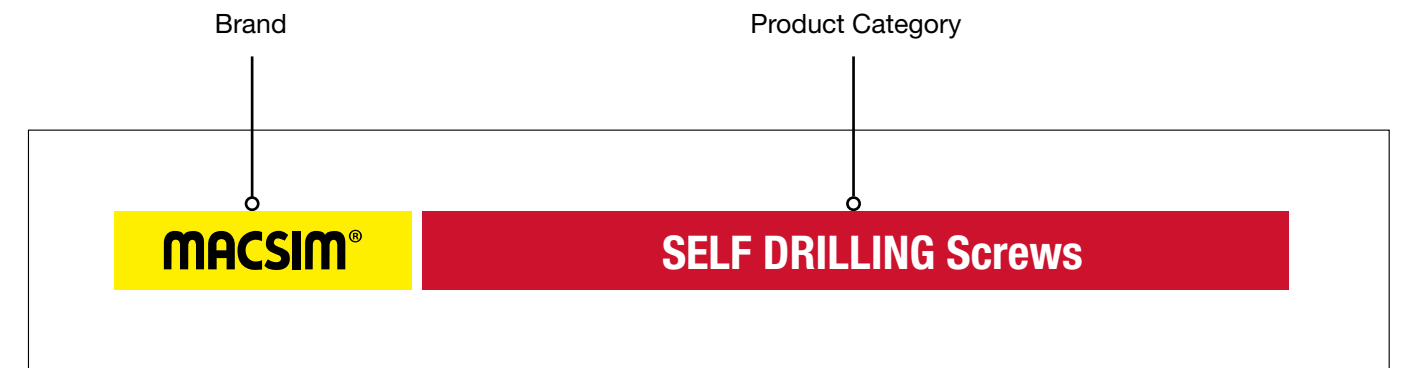
SHELF LABELS

4

## SHELF Labels

Maintained in the colour of the product category featuring the product category wording.

Shelf labels are used to feature information regarding products prices, barcodes and other tags specified by customers.



Shelf Label (SELF TAPPING SCREWS)  
500mm x 25mm  
Code: 99MLS-ST5

**MACSIM®**

**SELF TAPPING Screws**

Shelf Label (TIMBER SCREWS)  
500mm x 25mm  
Code: 99MLS-TS

**MACSIM®**

**TIMBER Screws**

Shelf Label (DRYWALL/ STITCHING SCREWS)  
500mm x 25mm  
Code: 99MLS-DS

**MACSIM®**

**DRYWALL/ STITCHING Screws**

Shelf Label (CHIPBOARD SCREWS)  
500mm x 25mm  
Code: 99MLS-CS

**MACSIM®**

**CHIPBOARD Screws**

Shelf Label (TREATED PINE SCREWS)  
500mm x 25mm  
Code: 99MLS-TPS

**MACSIM®**

**TREATED PINE Screws**

Shelf Label (BATTEN SCREWS)  
500mm x 25mm  
Code: 99MLS-BS

**MACSIM®**

**BATTEN Screws**

Shelf Label (DECKING SCREWS)  
500mm x 25mm  
Code: 99MLS-DS

**MACSIM®**

**DECKING Screws**

Shelf Label (TYPE 17 SCREWS)  
500mm x 25mm  
Code: 99MLS-T17S

**MACSIM®**

**TYPE 17 Screws**

Shelf Label (ROOFING SCREWS)  
500mm x 25mm  
Code: 99MLS-RS

**MACSIM®**

**ROOFING Screws**


Shelf Label (SELF DRILLING SCREWS)  
500mm x 25mm  
Code: 99MLS-SDS

**MACSIM®**

**SELF DRILLING Screws**

**Chipboard Screw Bay**

Visual purpose only



**Type 17 Screw Bay**

Visual purpose only





5

**FLOOR Graphics**

Maintained in the colour of the brand background featuring the product category wording.

Floor graphics are to add ease to wayfinding in stores.

Product Category



5

FLOOR GRAPHICS



Floor Graphic (SELF TAPPING SCREWS)  
 900mm x 150mm  
 Code: 99MFG-ST-1  
 1200mm x 150mm  
 Code: 99MFG-ST-2

**SELF TAPPING Screws**

Floor Graphic (TIMBER SCREWS)  
 900mm x 150mm  
 Code: 99MFG-TS-1  
 1200mm x 150mm  
 Code: 99MFG-TS-2

**TIMBER Screws**

Floor Graphic (DRYWALL/ STITCHING SCREWS)  
 900mm x 150mm  
 Code: 99MFG-DS-1  
 1200mm x 150mm  
 Code: 99MFG-DS-2

**DRYWALL / STITCHING Screws**

Floor Graphic (CHIPBOARD SCREWS)  
 900mm x 150mm  
 Code: 99MFG-CS-1  
 1200mm x 150mm  
 Code: 99MFG-CS-2

**CHIPBOARD Screws**

Floor Graphic (TREATED PINE SCREWS)  
 900mm x 150mm  
 Code: 99MFG-TPS-1  
 1200mm x 150mm  
 Code: 99MFG-TPS-2

**TREATED PINE Screws**

Floor Graphic (BATTEN SCREWS)  
 900mm x 150mm  
 Code: 99MFG-BS-1  
 1200mm x 150mm  
 Code: 99MFG-BS-2

**BATTEN Screws**

Floor Graphic (DECKING SCREWS)  
 900mm x 150mm  
 Code: 99MFG-DS-1  
 1200mm x 150mm  
 Code: 99MFG-DS-2

**DECKING Screws**

Floor Graphic (TYPE 17 SCREWS)  
 900mm x 150mm  
 Code: 99MLS-T17S-1  
 1200mm x 150mm  
 Code: 99MLS-T17S-2

**TYPE 17 Screws**

Floor Graphic (ROOFING SCREWS)  
 900mm x 150mm  
 Code: 99MFG-RS-1  
 1200mm x 150mm  
 Code: 99MFG-RS-2

**ROOFING Screws**

Floor Graphic (SELF DRILLING SCREWS)  
 900mm x 150mm  
 Code: 99MFG-SDS-1  
 1200mm x 150mm  
 Code: 99MFG-SDS-2

**SELF DRILLING Screws**

STAND Components ●



**1 - HEADER SIGN HOLDER**

99MHS900	900mm x 300mm Angled Sign Holder
99MHS1200	1200mm x 300mm Angled Sign Holder

**2 - AISLE SIGN HOLDER**

99MB1	Aisle sign holder bracket
-------	---------------------------

**3 - HANG PACK HOOKS**

99MR9	9 Hook SP Merchandiser
99MR5	5 Hook SP Merchandiser
99WPH150	150mm Suitable for Wooden Pegboard
99WPH225	225mm Suitable for Wooden Pegboard
99PH150	150mm Suitable for Flat Punched Metal Pegboard
99PH225	225mm Suitable for Flat Punched Metal Pegboard

**4 - INFORMATION CARD HOLDER**

99MICH900	900mm x 60mm Information Card Holder
99MICH1200	1200mm x 60mm Information Card Holder

**5 - PERFORATED BACK PANEL**

Order on Request

**6 - SHELVES**

Order on Request

**7 - STAND FRAME**

Order on Request

**8 - BASE**

Order on Request

**9 - DATA STRIPS**

99DS2612	Data Strip Clear – 26mm x 1200mm
99DS3012	Data Strip Clear – 30mm x 1200mm
99DS3912	Data Strip Clear – 39mm x 1200mm
99DS6012	Data Strip Clear - 60mm x 1200mm
99DS609	Data Strip Clear - 60mm x 900mm

**10 - SWING TAGS**

99ST50	Swing Tag 50mm
99ST75	Swing Tag 75mm

**Sydney (Head Office)**

10 Wonderland Dr  
Eastern Creek  
NSW 2766  
P: (02) 9881 2400  
F: (02) 9881 2444

**Melbourne**

29 Metro Link Cct West  
Campbellfield  
VIC 3061  
P: (03) 9495 7400  
F: (03) 9495 7444

**Brisbane (Sales Office)**

12/300 Cullen Ave East  
Eagle Farm  
QLD 4009  
P: (07) 3268 5668  
F: (07) 3268 6110

**Townsville**

4/ 13-19 Civil Rd  
Garbutt  
QLD 4814  
P: (07) 4728 2344  
F: (07) 4779 4482

**Perth**

42 Prosperity Ave  
Wangara  
WA 6065  
P: (08) 9308 3800  
F: (08) 9308 3880

**Adelaide**

Unit 4/ 53 Stanbel Rd  
Salisbury Plain  
SA 5019  
P: (08) 8286 0410  
F: (08) 8286 0414

**Eclipse Sydney**

20 Orchardleigh  
Street  
Yennora N.S.W 2161  
P: (02) 9632 4006  
F: (02) 9632 9455

**Macsim (NZ)**

5 Fisher Crescent  
Mount Weillington  
AUCKLAND 1060  
P: (+649) 579 0801  
F: (+649) 579 0802